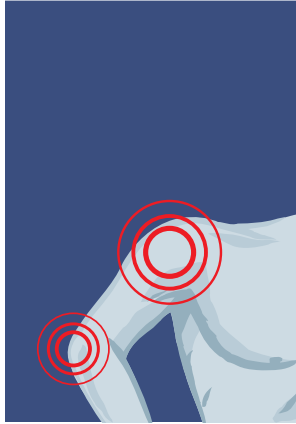


Program



11th International SHOULDER AND ELBOW COURSE

Progress in Shoulder and
Elbow Arthroplasty –
new designs and techniques

24th-25th February 2012

Institute of Anatomy
University of Essen
(Germany)

www.shoulder-elbow.eu



under Patronage
of the European
Society for Surgery
of the Shoulder and
the Elbow

and the German
Association
of Shoulder and
Elbow Surgery

Applied for 18 CME Points

Drei klare Gründe,
warum nichts
über ein echtes
Designerstück geht

Anpassungsfähig

Kompatibel

Wandelbar

Zeit über das
Anatomical Shoulder™
System zu sprechen



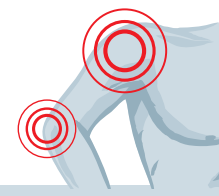
Anpassungsfähig – an jede Situation
Kompatibel – mit anderen Komponenten
Wandelbar – im Falle eines Wechsels

Wenden Sie sich an Ihren Zimmer Kundenberater und erfahren Sie mehr über das *Anatomical Shoulder* System, oder besuchen Sie uns unter www.zimmergermany.de.



© 2011 Zimmer GmbH

www.zimmergermany.de



11th International
**SHOULDER AND
ELBOW COURSE**

Organisation

SCIENTIFIC ORGANIZER

Dr. med. H. Georgousis
Dept. of Shoulder and Elbow Surgery, Sportsmedicine
St. Josef Hospital Essen
Heidbergweg 22-24 · 45257 Essen (Germany)
Phone/Fax: +49 (0) 201 / 455 1305
e-Mail: georgousis@t-online.de

Prof. Dr. med. F. Gohlke
Shoulder Surgery Clinic
Rhön Klinikum
Salzburger Leite 1 · 97616 Bad Neustadt (Germany)
Phone: +49 (0) 9771 / 66 - 2251
Fax: +49 (0) 9771 / 66 - 9225
e-Mail: frank.gohlke@schulterchirurgie-bad-neustadt.de

ORGANIZING COMMITTEE

H. Georgousis, F. Gohlke, M. Heder, H.-P. Hohn

INFORMATION / REGISTRATION:

ProSympos GmbH – Congress Organisation
Postfach 11 05 17 · 45335 Essen (Germany)
Phone: +49 (0) 201 / 33 01 300
Fax: +49 (0) 201 / 33 01 304
e-Mail: shoulder@prosympos.de

HOTEL:

ATLANTIC Congress Hotel Messe Essen
Norbertstraße 2a · 45131 Essen
Tel.: +49 (0) 201 / 24 07 125
Booking Code: „Shoulder & Elbow“
Singleroom 139,- € incl. Breakfast

FURTHER ACCOMMODATION AND TOURIST INFORMATION:

Touristikzentrale Essen
Phone: +49 (0) 201 / 88 - 720 48, 88 - 720 50 (Tourist Info)
or 88 - 720 46 (Hotel booking)
Fax: +49 (0) 201 / 88 - 720 44
eMail: touristikzentrale@essen.de

COURSE VENUE:

INSTITUTE OF ANATOMY, UNIVERSITY OF ESSEN
Building: Institutsgruppe 1 (IG I)
Virchowstraße 171 · 45147 Essen (Germany)

COURSE LANGUAGE:

The presentations will be held in English or German language.
Simultaneous translation not available.

FACULTY:

Dr. Thomas Ambacher (Pforzheim), Dr. Thomas Conrad (Halle),
Dr. Harris Georgousis (Essen), Prof. Frank Gohlke (Bad Neustadt),
PD Dr. Achim Hedtmann (Hamburg), PD Dr. Hans-Peter Hohn
(Essen), Dr. Boris Hollinger (Pforzheim), Prof. Philip Kasten
(Dresden), Prof. Reinhard Kölbl (Hamburg), Dr. Christophe Levigne
(Lyon), Prof. Lars Mueller (Cologne), Dr. Luke S. Oh (Boston), Dr.
Theodor Patsalis (Wuppertal), Prof. Karl-Josef Prommersberger
(Bad Neustadt), Dr. Bruno Rio (Nancy), PD Dr. Olaf Rolf
(Georgs-Marienhütte), Prof. Markus Schofer (Marburg), Prof. Jörn
Steinbeck (Münster), Prof. Ernst Wiedemann (Munich)

Applied for 18 CME Points.

Applied for Admission in the Curriculum of the German Association of
Shoulder and Elbow Surgery

Course fees (EUR):

Physicians / Surgeons:

Whole course (Fr-Sat):	590,00 €
Members of SECEC / DVSE:	535,00 €
Ticket for Friday:	395,00 €
Members of SECEC / DVSE:	350,00 €
Ticket for Saturday:	395,00 €
Members of SECEC / DVSE:	350,00 €

Physiotherapists (Lectures only):

Fee for all days	90,00 €
Ticket for 1 Day	50,00 €

UNDER PATRONAGE OF



PROGRESS IN SHOULDER AND ELBOW ARTHROPLASTY – NEW DESIGNS AND TECHNIQUES

FRIDAY 24th February 2012 PROGRAM

08:00 am REGISTRATION

08:45 am RECEPTION

09:00 am - 01:15 pm ELBOW

PRESENTATIONS

- Coonrad Morrey – still the gold standard? [Oh]
- Discovery – advantage of a new design? [Conrad]
- iBP – overcome the problems of the Kudo? [Patsalis]
- Latitude: linked or unlinked – no matter of concern? [Müller]
- Revisions – how to get reliable fixation and proper cementation technique? [Gohlke]

10:45 – 11:15 am COFFEE BREAK

CADAVER DISSECTIONS (ELBOW)

- Anatomy – nerves always close to your approach [Prommersberger / Oh]
- Modified triceps splitting approach and IBPP [Patsalis / Georgousis]
- Modified triceps splitting approach – Discovery [Hollinger / Conrad]
- Postero-lateral approach – Latitude [Müller / Prommersberger]

01:15 – 01:45 pm LUNCH BREAK

01:45 – 05:30 pm SHOULDER

STEMLESS IMPLANTS AND RESURFACEMENT

- Humeral components – current issues [Gohlke]
- Resurfacement in AHN – where are the limits? [Kasten]
- Stemless design in fracture sequelae [Ambacher]
- Stemless implants – clinical results of TESS [Rio]

02:45 – 03:00 pm COFFEE BREAK

CADAVER DISSECTIONS

- Deltopectoral approach and resurfacement [Kasten / Ambacher]
- Anterior-superior approach and stemless implant [Rio / Patsalis]
- Standard approach and stemless implant (Simplicity) [Gohlke / Rolf]
- Relationship of the Plexus and axillary nerve: [Kölbel / Georgousis]
- Short Video Live Surgeries

05:30 – 08:00 pm GET TOGETHER

SATURDAY 25th February 2012 PROGRAM

08:30 am DAILY REGISTRATION

09:00 am - 12:30 pm SHOULDER

PRESENTATIONS: REVERSE TSR, REVISIONS AND GLENOID RECONSTRUCTION

- Proper cementation techniques [Kasten]
- Cementless APG glenoid component (DePuy) [Schofer]
- New design in cementless revision glenoid (TESS V2) [Patsalis]
- Glenoid morphology needs special designs of glenoid components [Levigne]
- Modular reverse arthroplasty – pro and contra [Steinbeck]

10:30 – 11:00 am COFFEE BREAK

CADAVER DISSECTIONS

- Cementless short stem – design Tornier [Rolf / Gohlke]
- How to improve cementation – demonstration [Kasten / Levigne]
- Modular reverse TSR – design Zimmer [Wiedemann / Ambacher]
- Reverse fracture arthroplasty – design Tornier [Gohlke / Levigne]
- Reverse revision system – design DePuy [Steinbeck / Schofer]
- L'Episcopo and LDT procedure in reverse TSR [Gohlke / Wiedemann]

12:30 – 01:00 pm LUNCH BREAK

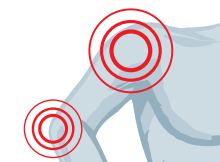
01:00 - 04:30 PM SYMPOSIUM – CROSSFIRE DISCUSSION AND CASE PRESENTATIONS – ELBOW AND SHOULDER

- Radial head replacement pro and contra [Prommersberger]
- Unlinked total elbow replacement – still acceptable? [Patsalis]
- In favor of humeral replacement in elbow fractures [Müller]
- In favor for total elbow arthroplasty in fractures [Oh]
- Still a place for of humeral resurfacement? [Kasten]
- Glenoid erosion and humeral bone loss in resurfacement [Gohlke]

02:30 – 03:00 pm COFFEE BREAK

- Do we need stems in TSR? [Patsalis]
- In favor of stemless implants [Rio]
- Metal backed anatomical TSR – failure modes [Wiedemann]
- New cementation techniques in the glenoid [Kasten]
- Hybrid techniques and slim design of metal backed glenoids [Hedtmann]
- Still a place for fracture hemi? [Ambacher]
- In favor of fracture reverse [Gohlke]
- Panel: Case presentation [all]

04:30 pm END OF MEETING



11th International SHOULDER AND ELBOW COURSE

FRIENDLY SUPPORTED BY

Biomet - www.biomet.com



DePuy Orthopädie - www.depuy.com



Tornier - www.tornier.com



Zimmer - www.zimmer.com



further sponsors



Synthes



Wirmsberger



ORIGINAL COURSE PHOTOS



Katholische Kliniken Ruhrhalbinsel gGmbH
 St. Josef-Krankenhaus Kupferdreh
 Heidbergweg 22-24 · 45257 Essen
Schulter- und Ellenbogenchirurgie
 Chefarzt Dr. Harris Georgousis
 Tel. (0201) 455-1305 · Fax (0201) 455-1113
 h.georgousis@kkrh.de

www.kkrh.de | www.schulter-ellenbogen.de

Operative Therapien am Ellenbogen

- Arthrolyse bei Ellenbogensteife
- Distale Bizepssehnenruptur
- Ellenbogeninstabilität
- Endoprothetik bei Arthrose: Teil-, Vollersatz & Spezialprothese
- Frakturversorgung des Ellenbogens
- Frühbehandlung von Knorpelschäden
- Knorpelzelltransplantation bei Knorpeldefekten
- Nervendekompression/Neurolyse
- Nervus ulnaris-Syndrom
- Epicondylitis

Operative Therapien an der Schulter

- Arthrolyse bei Schultersteife
- Arthroskopische Kalkauräumung
- Arthroskopische & offene Rotatorenmanschettentendat
- Arthroskopische & offene Stabilisierung nach Schulterluxation
- Endoprothetik der Schulter: Teil-, Vollersatz & Spezialprothese
- Erkrankungen oder Verletzungen der langen Bizepssehne, SLAP-Repair, arthroskopische Bizepssehnenentodese
- Frakturversorgung der Schulter
- Frühbehandlung von Knorpelschäden
- Knorpelzelltransplantation bei Knorpeldefekten an Humeruskopf & Pfanne
- Impingement-Syndrom, arthroskopische subacromiale Dekompression
- Arthroskopische & offene Nervendekompression/Neurolyse
- Rekonstruktion bei Instabilität des Schlüsselbeingelenks
- Stabilisierung & Rekonstruktion bei Schulterreckgelenkssprengung

Spezialisten für Schulter & Ellenbogen



11th International

SHOULDER AND ELBOW COURSE

24th - 25th Feb. 2012
 Institute of Anatomy
 University of Essen

Please reply to:

ProSympos GmbH
Congress Organisation
P.O.BOX: 11 05 17
45335 Essen
Germany

or via fax to: +49 (0) 201 / 33 01 304

I would like to register for the course. I will be taking part as follows:

Physicians / Surgeons:	Members of SECEC / DVSE:	Non-members:	Physiotherapists (Lectures only):
<input type="checkbox"/> Whole course (Fr+Sat):	535,- €	590,- €	<input type="checkbox"/> Fee for all days: 90,- €
<input type="checkbox"/> Ticket for Friday:	350,- €	395,- €	<input type="checkbox"/> Ticket for Friday: 50,- €
<input type="checkbox"/> Ticket for Saturday:	350,- €	395,- €	<input type="checkbox"/> Ticket for Saturday: 50,- €
I am <input type="checkbox"/> Member of SECEC/DVSE / <input type="checkbox"/> Non-member			

Name (last, first), title _____

Address _____

Tel. / Fax _____

eMail _____

My participation fee will be remitted after I have received the invoice. The terms and conditions of participation overleaf apply.

Place, date _____

Signature _____

Course notes and terms of participation

We will be using cadaveric specimens at the workshop. Despite the corresponding testing, these cadavers will consist of potentially infectious material to be treated as such. Use all of the protective clothing supplied when working on these cadavers.

Naturally, you will be using sharp implements in carrying out your operations. Please exercise utmost care, and dispose of used sharp implements (scalpels, needles etc.) in the containers provided.

We will assume no responsibility for any injuries that may take place from the use of such implements or contact with the cadavers. You participate at your own risk.

Always follow the instructions of the staff at the event.
 We reserve the right to make changes in the program.

There are only limited numbers of places available for the courses. The rule of first come, first served will apply in dealing with registrations.

After registering, we send you a written confirmation of receipt.

This registration is binding. We will charge a handling fee of 35,- EUR for cancellations on course participation up to January 15th 2012. Cancellations after January 15th 2012 will be charged at half of the participation fee. Cancellations from February 17th 2012 will be charged at

the full course fee. We will accept replacement participants if original applicant cannot take part. Non-participation does not relieve you of your payment obligations. Participants shall be at liberty to provide proof that their cancellation or failure to take part has involved lower costs or no cost at all compared to the lump sums named in the above.

The events carried out are recorded on photographs and on film. The participants agree to the use of the photographic and video material produced by ProSympos in connection with the event before, during and after the course for the purposes of documenting the course, the presentations and the workshops as well as for press and public relations work and to the reproduction of these in image brochures.

The information entered in the registration form is saved in a machine-readable form. Your data is used by ProSympos and its partner companies to organise the event. Where appropriate, we may forward your name and address to companies whose offerings could be interesting to you in terms of contents, quality and service. Note according to Art. 28 VI BDSG [German Federal Data protection Act]: You can object to the use of your data for this purpose by sending a message to this end to

ProSympos GmbH, PO Box 11 05 17, 45335 Essen, phone no. +49 (0) 201 / 33 01 300.
 e-mail: datenschutz@prosympos.de